

KHSAA Basketball - Game Box Score

Caverna Colonels vs. Scott County Cardinals

Date: 03/19/2004 Time: 2:45 pm Site: Rupp Arena-Lexington, KY Attendance: 16310

Visitors: Scott County Cardinals

##	Name	P	FG	3 Pt	FT	PTS	ORB	DRB	TR	PF	AST	TO	BS	ST	MIN
00	Matt Walls		1/1	0/0	0/1	2	0	0	0	0	0	0	1	0	4:52
2	Ryan Bailey		0/0	0/0	0/0	0	0	0	0	0	0	0	0	0	2:13
3	Jesse Thompson		1/2	0/0	0/0	2	0	0	0	1	0	0	0	1	2:13
5	Rhett Shirley		0/0	0/0	0/0	0	0	0	0	2	0	1	0	0	2:00
10	Rodney Haddix		0/2	0/0	0/0	0	1	1	2	0	1	2	0	1	8:13
14	* Tyler Hicks	G	7/15	1/4	5/12	20	5	1	6	2	3	7	0	4	29:47
22	* Zach VanGuilder	F	6/13	0/1	1/2	13	4	7	11	3	0	4	2	1	25:38
23	Glenn Hobbs		0/0	0/0	0/0	0	0	0	0	0	0	0	0	0	1:09
24	* Alex Cassady	C	0/2	0/0	0/0	0	1	1	2	5	0	2	0	0	8:46
30	* Troy Harris	G	2/7	1/3	0/0	5	0	4	4	1	4	1	0	1	29:47
32	Jared Carter		0/0	0/0	0/0	0	0	2	2	3	0	0	0	0	5:59
33	* Matt Jarvis	F	3/4	0/0	2/3	8	0	4	4	0	1	2	0	2	20:44
34	Anthony Cootie		1/4	0/0	0/0	2	1	3	4	5	0	1	0	0	17:30
40	Daniel Durr		0/0	0/0	0/0	0	0	0	0	1	0	0	0	0	1:09
	Team						2	2	4						
	Totals		21/50	2/8	8/18	52	14	25	39	23	9	20	3	10	160
	Total FG		1st Half	12/26	46.2%	2nd Half	9/24	37.5%	Game	21/50	42.0%				
	3 PT FG		1st Half	2/7	28.6%	2nd Half	0/1	0.00%	Game	2/8	25.0%				
	Free Throws		1st Half	4/9	44.4%	2nd Half	4/9	44.4%	Game	8/18	44.4%				

Home: Caverna Colonels

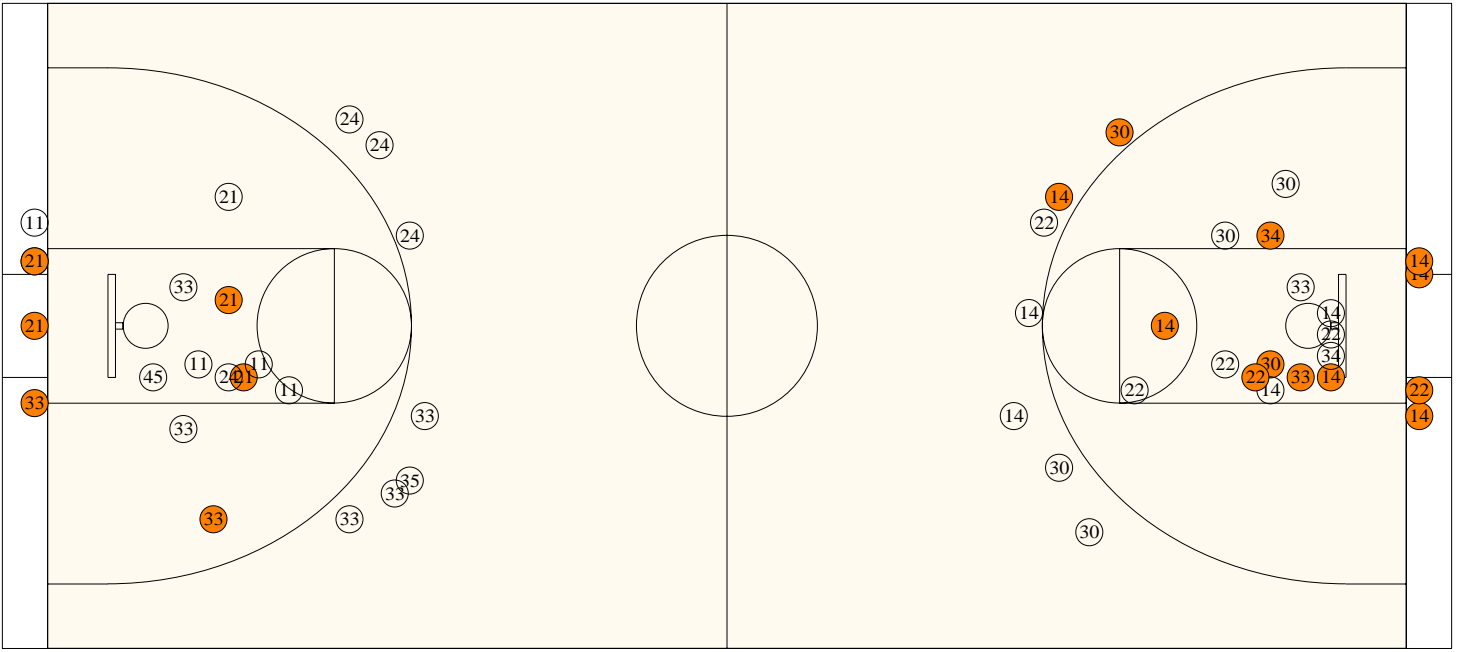
##	Name	P	FG	3 Pt	FT	PTS	ORB	DRB	TR	PF	AST	TO	BS	ST	MIN
10	Charley Orr		0/0	0/0	0/0	0	1	0	1	2	0	0	0	0	2:39
11	* Brandon Adams	G	1/7	0/1	2/2	4	1	2	3	5	2	3	0	1	27:50
12	Matt Forbes		0/1	0/1	0/0	0	0	0	0	1	0	0	0	1	2:13
20	Bartley Weaver		0/0	0/0	0/0	0	0	0	0	0	0	0	0	0	DNP
21	* Boris Siakam	C	5/14	0/2	7/14	17	6	6	12	1	1	1	1	3	31:12
22	Avery Curry		0/3	0/2	2/2	2	1	1	2	0	1	1	0	0	9:50
24	* Carrington Maxey	G	0/6	0/3	1/2	1	0	3	3	2	1	3	0	0	26:38
30	Mikeal Alvey		0/0	0/0	0/0	0	0	0	0	0	0	0	0	0	DNP
32	Aaron Boles		0/0	0/0	0/0	0	0	0	0	0	0	0	0	0	0:48
33	* Jordy Maxey	F	3/10	0/3	3/6	9	0	0	0	3	0	2	0	2	18:30
35	* William Bradley	G	2/6	0/4	0/2	4	2	4	6	4	0	4	0	0	22:12
40	Kendal Igwe		0/0	0/0	0/0	0	0	0	0	0	0	0	0	0	0:48
45	Durand Wilson		0/2	0/0	0/0	0	1	1	2	1	1	3	0	3	17:20
	Team						6	0	6						
	Totals		11/49	0/16	15/28	37	18	17	35	19	6	17	1	10	160
	Total FG		1st Half	7/23	30.4%	2nd Half	4/26	15.4%	Game	11/49	22.4%				
	3 PT FG		1st Half	0/7	0.00%	2nd Half	0/9	0.00%	Game	0/16	0.00%				
	Free Throws		1st Half	7/11	63.6%	2nd Half	8/17	47.1%	Game	15/28	53.6%				

	SCOTT	CAV		SCOTT	CAV		SCOTT	CAV
Free Throw Pts	8	15	3Pt Points	6	0	Pts/Possession	0.83	0.62
Pts off Turnovers	14	10	2nd Chance Points	9	5	Pts off Bench	6	2
Total Rebounds	39	35	Team Rebounds	4	6	Dead Ball Reb	7	9
Off Rebound %	45.2	41.9	Def Rebound %	58.1	54.8	Total Rebound %	52.7	47.3
3Pt Efficiency	-5.2	-22.2	Def. Stops	42	37	Pts/Shot	0.88	0.59
Technical Fouls	SCOTT	CAV						
			None	None				
Officials	Ron Price,	Victor Montgomery,	Scott Johnson					

	Qtr 1	Qtr 2	Qtr 3	Qtr 4	OT 1	OT 2	OT 3	OT 4	Total
Scott County Cardinals	13	17	9	13	0	0	0	0	52
Caverna Colonels	11	10	2	14	0	0	0	0	37

Largest Lead CAV 30 SCOTT 48 (18 pts) **Lead Changes** 2 **Number of Ties** 2
Comments: None

FIRST HALF



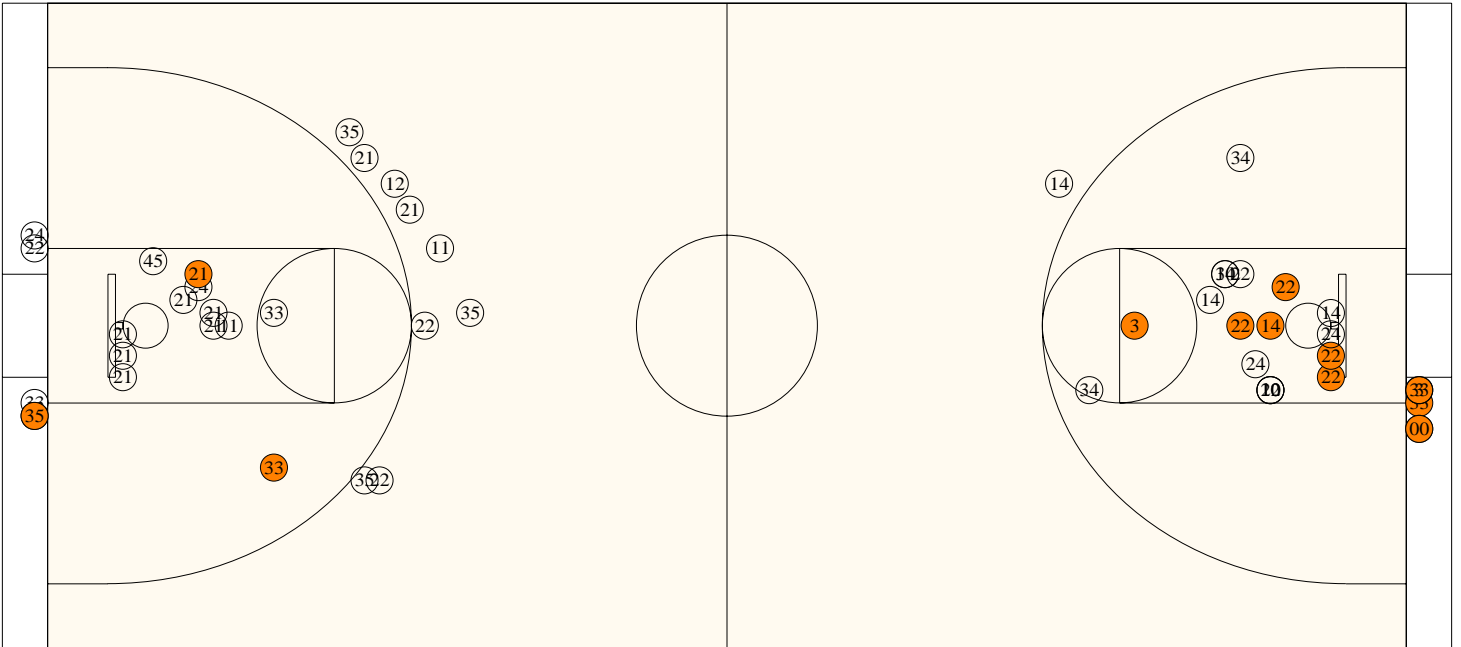
Caverna

Shooting	Pts	Pts
2FG 7/16 (43.8%)	14	Pts/Shot 0.75
3FG 0/7 (0.00%)	0	2nd Eff Pts 2
TFG 7/23 (30.4%)		Pts off TO's 9
FT 7/11 (63.6%)	7	3Pt Eff -29.2
Scoring Distribution: 2FG 66.7% 3FG 0.0% FT 33.3%		

Scott County

Shooting	Pts	Pts
2FG 10/19 (52.6%)	20	Pts/Shot 1.00
3FG 2/7 (28.6%)	6	2nd Eff Pts 4
TFG 12/26 (46.2%)		Pts off TO's 9
FT 4/9 (44.4%)	4	3Pt Eff -6.5
Scoring Distribution: 2FG 66.7% 3FG 20.0% FT 13.3%		

SECOND HALF

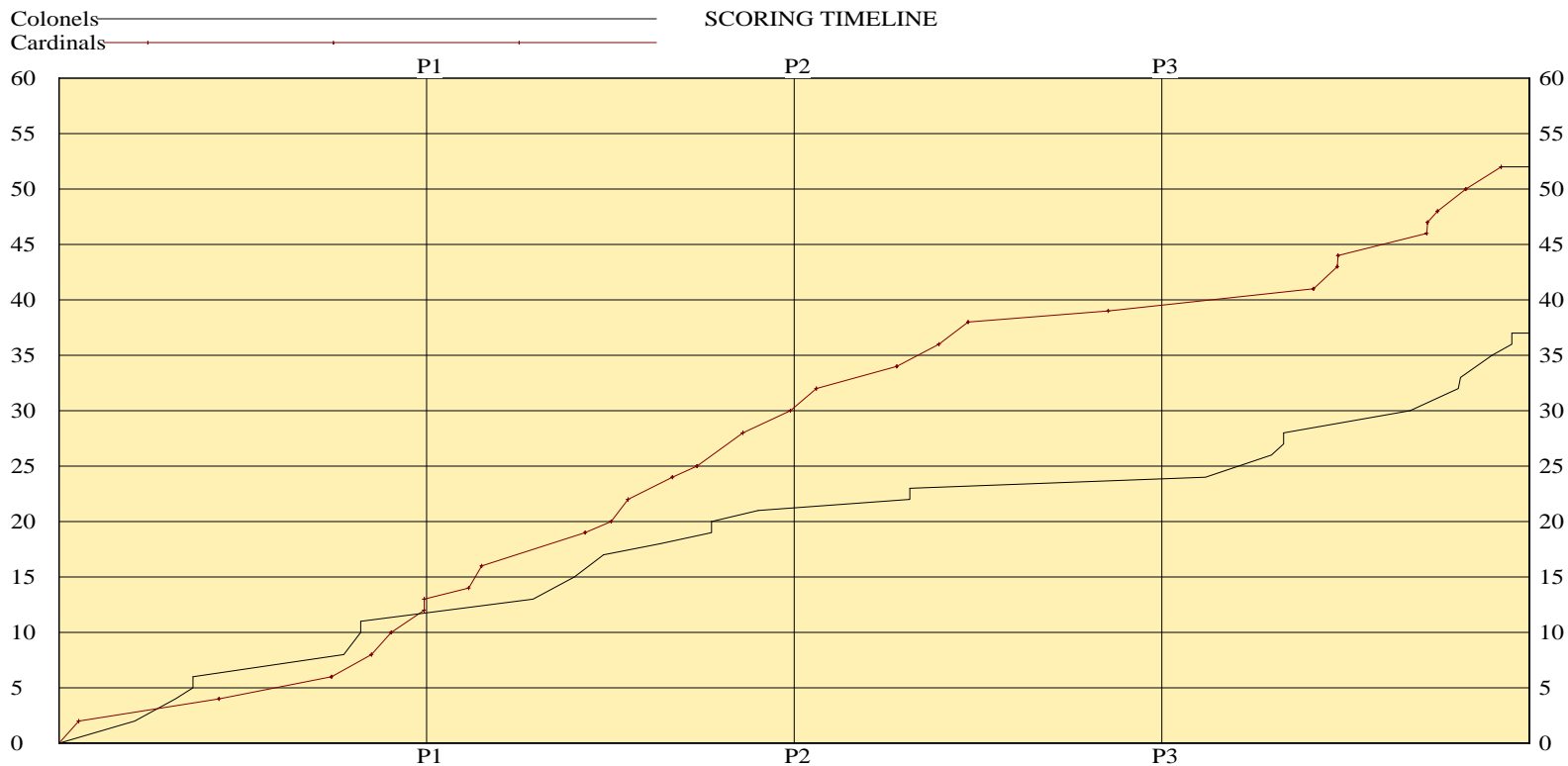
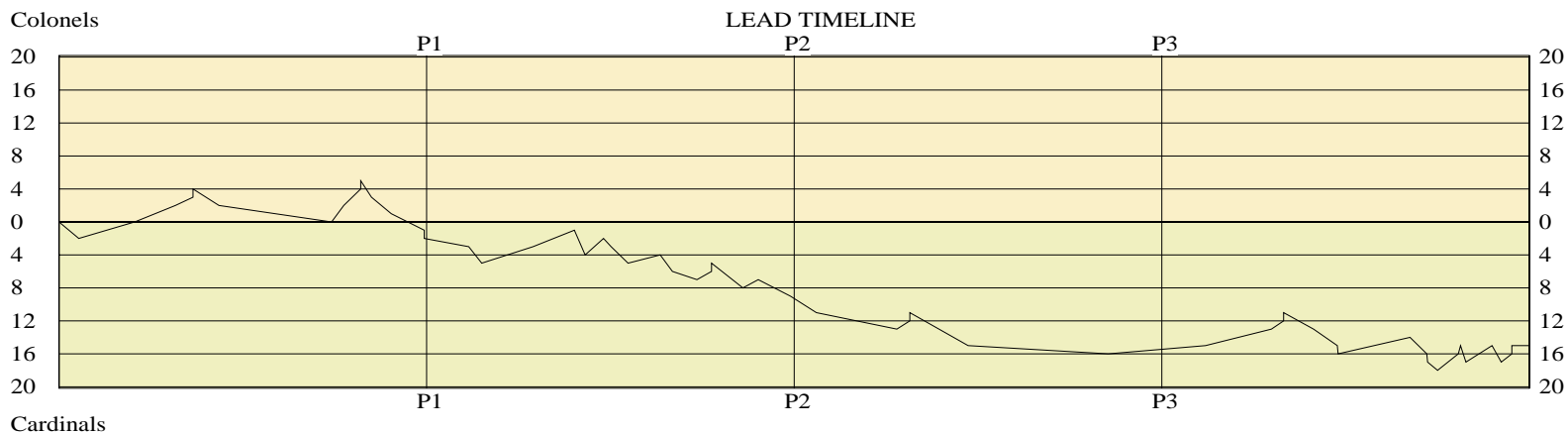


Caverna

2FG 4/17 (23.5%)	8ts	Pts/Shot 0.47
3FG 0/9 (0.00%)	0	2nd Eff Pts 3
TFG 4/26 (15.4%)		Pts off TO's 1
FT 8/17 (47.1%)	8	3Pt Eff -15.7
Scoring Distribution: 2FG 50.0% 3FG 0.0% FT 50.0%		

Scott County

2FG 9/23 (39.1%)	18s	Pts/Shot 0.79
3FG 0/1 (0.00%)	0	2nd Eff Pts 5
TFG 9/24 (37.5%)		Pts off TO's 5
FT 4/9 (44.4%)	4	3Pt Eff -26.1
Scoring Distribution: 2FG 81.8% 3FG 0.0% FT 18.2%		



Largest Lead CAV 30 SCOTT 48 (18 pts) Lead Changes 2 Number of Ties 2

KHSAA Basketball - Play by Play Report - Scoring Only (pg 1)

Caverna Colonels vs. Scott County Cardinals

Date: 03/19/2004 Time: 2:45 pm Site: Rupp Arena-Lexington, KY Attendance: 16310

Name	Action	Action	Score	Clock	Diff	Name	Action	Action
			0-2	1	7:34	-2 (L1)	T Harris	FG Made
B Adams	Layup Made	C Maxey Assist	2-2	1	6:21	(T1)		
B Siakam	Dunk Made	B Adams Assist	4-2	1	5:28	+2 (L2)		
J Maxey	FT Made		5-2	1	5:05	+3	A Cassady	Personal Foul
J Maxey	FT Made		6-2	1	5:05	+4		
			6-4	1	4:31	+2	M Jarvis	FG Made
			6-6	1	2:04	(T2)	T Hicks	Putback Made
B Siakam	FG Made		8-6	1	1:48	+2		
B Siakam	FG Made		10-6	1	1:26	+4		
B Siakam	FT Made		11-6	1	1:26	+5		
			11-8	1	1:12	+3	T Hicks	Layup Made
			11-10	1	0:46	+1	T Hicks	Layup Made
			11-12	1	0:03	-1 (L3)	T Hicks	FG Made
W Bradley	Personal Foul		11-13	1	0:03	-2	T Hicks	FT Made

End of Period Summary Colonels 11 Cardinals 13

Largest Lead: Colonels 11 Cardinals 6 (5 pts)

Lead in Period: Colonels 11 Cardinals 6 (5 pts)

3 for 2 oppo pts

2 for 0 pts

4/12 for 33.3 %

3/5 for 60.0 %

Turnovers

2nd Chances

Field Goals

Free Throws

Lead Changes: 3 Ties: 2

Lead Changes: 2 Ties: 2 (this period)

6 for 5 oppo pts

4 for 4 pts

6/14 for 42.9 %

1/1 for 100 %

			11-14	2	7:05	-3	T Hicks	FT Made
			11-16	2	6:48	-5	T Hicks	Layup Made
B Siakam	Layup Made		13-16	2	5:41	-3		
J Maxey	Layup Made		15-16	2	4:47	-1		
			15-19	2	4:33	-4	T Hicks	3Pt Made
J Maxey	FG Made	B Adams Assist	17-19	2	4:09	-2		
			17-20	2	3:59	-3	T Hicks	FT Made
			17-22	2	3:37	-5	A Coote	FG Made
C Maxey	FT Made		18-22	2	2:55	-4		T Harris Assist
			18-24	2	2:39	-6	Z VanGuilder	Layup Made
			18-25	2	2:07	-7	Z VanGuilder	FT Made
B Siakam	FT Made		19-25	2	1:48	-6	A Coote	Personal Foul
B Siakam	FT Made		20-25	2	1:48	-5		
			20-28	2	1:07	-8	T Harris	3Pt Made
J Maxey	FT Made		21-28	2	0:47	-7		T Hicks Assist
			21-30	2	0:05	-9	Z VanGuilder	FG Made

End of Period Summary Colonels 21 Cardinals 30

Largest Lead: Colonels 21 Cardinals 30 (9 pts)

Lead in Period: Colonels 21 Cardinals 30 (9 pts)

7 for 7 oppo pts

4 for 2 pts

3/11 for 27.3 %

4/6 for 66.7 %

Turnovers

2nd Chances

Field Goals

Free Throws

Lead Changes: 3 Ties: 2

Lead Changes: 0 Ties: 0 (this period)

7 for 4 oppo pts

4 for 0 pts

6/12 for 50.0 %

3/8 for 37.5 %

			21-32	3	7:31	-11	Z VanGuilder	FG Made
			21-34	3	5:46	-13	Z VanGuilder	Putback Made
B Adams	FT Made		22-34	3	5:29	-12	A Coote	Personal Foul

KHSAA Basketball - Play by Play Report - Scoring Only (pg 2)

Caverna Colonels vs. Scott County Cardinals

Date: 03/19/2004 Time: 2:45 pm Site: Rupp Arena-Lexington, KY Attendance: 16310

Name	Action	Action	Score	Clock	Diff	Name	Action	Action
B Adams	FT Made		23-34	3 5:29	-11			
			23-36	3 4:51	-13	M Jarvis	Layup Made	
			23-38	3 4:13	-15	Z VanGuilder	Putback Made	
			23-39	3 1:10	-16	T Hicks	FT Made	
End of Period Summary Colonels 23 Cardinals 39								
Largest Lead: Colonels 23 Cardinals 39 (16 pts)						Lead Changes: 3 Ties: 2		
Lead in Period: Colonels 23 Cardinals 39 (16 pts)						Lead Changes: 0 Ties: 0 (this period)		
4 for 1 oppo pts						3 for 0 oppo pts		
4 for 0 pts						6 for 5 pts		
0/11 for 0.00 %						4/15 for 26.7 %		
2/4 for 50.0 %						1/2 for 50.0 %		
						Turnovers		
						2nd Chances		
						Field Goals		
						Free Throws		
B Siakam	FT Made		24-39	4 7:03	-15			
J Maxey	FG Made		26-39	4 5:37	-13			
B Siakam	FT Made		27-39	4 5:21	-12	A Coote	Personal Foul	
B Siakam	FT Made		28-39	4 5:21	-11			
			28-41	4 4:42	-13	Z VanGuilder	FG Made	
			28-43	4 4:11	-15	M Jarvis	Layup Made	T Harris Assist
			28-44	4 4:10	-16	M Jarvis	FT Made	
W Bradley	Layup Made	D Wilson Assist	30-44	4 2:36	-14			
			30-46	4 2:14	-16	T Hicks	FG Made	M Jarvis Assist
C Orr	Personal Foul		30-47	4 2:13	-17	T Hicks	FT Made	
			30-48	4 2:00	-18	M Jarvis	FT Made	
B Siakam	FG Made	A Curry Assist	32-48	4 1:33	-16			
B Siakam	FT Made		33-48	4 1:30	-15	R Shirley	Personal Foul	
			33-50	4 1:23	-17	M Walls	Layup Made	
W Bradley	Layup Made	B Siakam Assist	35-50	4 0:49	-15			
			35-52	4 0:37	-17	J Thompson	FG Made	
A Curry	FT Made		36-52	4 0:23	-16	J Thompson	Personal Foul	
A Curry	FT Made		37-52	4 0:23	-15			

End of Period Summary Colonels 37 Cardinals 52

Largest Lead: Colonels 30 Cardinals 48 (18 pts)

Lead in Period: Colonels 30 Cardinals 48 (18 pts)

3 for 4 oppo pts

8 for 3 pts

4/15 for 26.7 %

6/13 for 46.2 %

Turnovers

2nd Chances

Field Goals

Free Throws

Lead Changes: 3 Ties: 2

Lead Changes: 0 Ties: 0 (this period)

4 for 1 oppo pts

0 for 0 pts

5/9 for 55.6 %

3/7 for 42.9 %

OFFICIAL BASKETBALL BOX SCORE
 Scott County Cardinals vs Caverna Colonels

03/19/2004 2:45 pm
 Final Box Score

Rupp Arena
 Lexington, KY

No.	Scott County Cardinals	Total FG		3-point		Free throw		Rebounds			F	TP	A	TO	BLK	STL	MIN
		FG	FGA	FG	FGA	FT	FTA	Off	Def	Tot							
22	Zach VanGuilder (F)	6	13	0	1	1	2	4	7	11	3	13	0	4	2	1	25:38
33	Matt Jarvis (F)	3	4	0	0	2	3	0	4	4	0	8	1	2	0	2	20:44
24	Alex Cassady (C)	0	2	0	0	0	0	1	1	2	5	0	0	2	0	0	8:46
14	Tyler Hicks (G)	7	15	1	4	5	12	5	1	6	2	20	3	7	0	4	29:47
30	Troy Harris (G)	2	7	1	3	0	0	0	4	4	1	5	4	1	0	1	29:47
34	Anthony Coote	1	4	0	0	0	0	1	3	4	5	2	0	1	0	0	17:30
10	Rodney Haddix	0	2	0	0	0	0	1	1	2	0	0	1	2	0	1	8:13
32	Jared Carter	0	0	0	0	0	0	0	2	2	3	0	0	0	0	0	5:59
00	Matt Walls	1	1	0	0	0	1	0	0	0	0	2	0	0	1	0	4:52
2	Ryan Bailey	0	0	0	0	0	0	0	0	0	0	0	0	0	0	0	2:13
3	Jesse Thompson	1	2	0	0	0	0	0	0	0	1	2	0	0	0	1	2:13
5	Rhett Shirley	0	0	0	0	0	0	0	0	0	2	0	0	1	0	0	2:00
23	Glenn Hobbs	0	0	0	0	0	0	0	0	0	0	0	0	0	0	0	1:09
40	Daniel Durr	0	0	0	0	0	0	0	0	0	1	0	0	0	0	0	1:09
Team (Included in Totals)								2	2	4			0				
Totals		21	50	2	8	8	18	14	25	39	23	52	9	20	3	10	160
Total FG%: 1st half 12 - 26 (46.2%) 2nd half 9 - 24 (37.5%) Game 21 - 50 (42.0%) 3Pt FG%: 1st half 2 - 7 (28.6%) 2nd half 0 - 1 (0.00%) Game 2 - 8 (25.0%) FT%: 1st half 4 - 9 (44.4%) 2nd half 4 - 9 (44.4%) Game 8 - 18 (44.4%)												Deadball rebounds 7					

No.	Caverna Colonels	Total FG		3-point		Free throw		Rebounds			F	TP	A	TO	BLK	STL	MIN
		FG	FGA	FG	FGA	FT	FTA	Off	Def	Tot							
33	Jordy Maxey (F)	3	10	0	3	3	6	0	0	0	3	9	0	2	0	2	18:30
21	Boris Siakam (C)	5	14	0	2	7	14	6	6	12	1	17	1	1	1	3	31:12
11	Brandon Adams (G)	1	7	0	1	2	2	1	2	3	5	4	2	3	0	1	27:50
24	Carrington Maxey (G)	0	6	0	3	1	2	0	3	3	2	1	1	3	0	0	26:38
35	William Bradley (G)	2	6	0	4	0	2	2	4	6	4	4	0	4	0	0	22:12
45	Durand Wilson	0	2	0	0	0	0	1	1	2	1	0	1	3	0	3	17:20
22	Avery Curry	0	3	0	2	2	2	1	1	2	0	2	1	1	0	0	9:50
10	Charley Orr	0	0	0	0	0	0	1	0	1	2	0	0	0	0	0	2:39
12	Matt Forbes	0	1	0	1	0	0	0	0	0	1	0	0	0	0	1	2:13
32	Aaron Boles	0	0	0	0	0	0	0	0	0	0	0	0	0	0	0	0:48
40	Kendal Igwe	0	0	0	0	0	0	0	0	0	0	0	0	0	0	0	0:48
20	Bartley Weaver	0	0	0	0	0	0	0	0	0	0	0	0	0	0	0	DNP
30	Mikeal Alvey	0	0	0	0	0	0	0	0	0	0	0	0	0	0	0	DNP
Team (Included in Totals)								6	0	6			0				
Totals		11	49	0	16	15	28	18	17	35	19	37	6	17	1	10	160
Total FG%: 1st half 7 - 23 (30.4%) 2nd half 4 - 26 (15.4%) Game 11 - 49 (22.4%) 3Pt FG%: 1st half 0 - 7 (0.00%) 2nd half 0 - 9 (0.00%) Game 0 - 16 (0.00%) FT%: 1st half 7 - 11 (63.6%) 2nd half 8 - 17 (47.1%) Game 15 - 28 (53.6%)												Deadball rebounds 9					

Technical Fouls: None

Attendance: 16310

Officials: Ron Price, Victor Montgomery, Scott Johnson

Score by Period	1st	2nd	3rd	4th	Final	Record	Overall	Conf
Scott County Cardinals	13	17	9	13	52	Cardinals		
Caverna Colonels	11	10	2	14	37	Colonels		

Colonels Cardinals		Colonels Cardinals		Colonels Cardinals	
Points off Turnovers	10 14	Second Effort Points	5 9	Bench Points	2 6
Points in the Paint	14 30	3 Point Points	0 6	Free Throw Points	15 8
3pt Efficiency	-22.2 -5.2	Points/Shot	0.59 0.88	Defensive Stops	37 42
Largest Lead	30 48 (18 pts)	Lead Changes	2	Number of Ties	2

Game comments: None